



Miss Panda's Books

# Safety



Written by Amanda Tsigonias





## Miss Panda's Books

Miss Panda's Books Series helps children learn about plants, animals, and how to care for them. We teach the basic traditional knowledge of being self-sufficient by growing your own food and making healthy choices. Each book in every set will educate your child on a subject related to the set topic, and you can find a fun craft idea on the last page. We hope these books will bring your children wisdom and joy!







While the world is a wonderful place to live, it is also full of many dangers. Do you know how to stay safe?



First, we need to always be aware of our surroundings. If a stranger approaches you, stay close to your grownup. If no grownup you know is nearby, run and tell another trusted grownup, like a policeman or a store employee.



There are many things we should never touch, like electrical outlets, kitchen appliances (stove, toaster, blender), and sharp objects, like knives. Safety scissors are okay to use if a grownup is watching you.



In nature, there are also things that are dangerous. You should never approach animals you don't know, and never touch or eat plants without a grownup's permission.

- Plants like poison ivy can make you have a rash.
- Some berries will make you sick.
- Animals may bite you.





Fire is warm and toasty, but it is very dangerous. Only approach a fire if a grownup is watching you. If you ever see a fire, tell a grownup right away! If there is a fire in your home, follow the steps in your fire safety plan for a safe exit.



Have you ever lost your grownup in a store? It can be quite scary, but it's okay. Stay where you are, and tell another trusted grownup. They will help you find your grownup.



Safety is very important. You can be safe by following these rules, and always listen to your grownup.



# Fire Drill Activity

## Supplies:

- Stopwatch
- Paper
- Markers
- Tape

## Directions:

1. Go into each room of your house. Look for the nearest exit to each room. That will be your fire exit.
2. Once you have established all your fire exits, create fire exit signs using paper and markers. Write the word "EXIT" in big letters, and decorate it how you like.
3. Tape the exit signs above all the fire exits.
4. Then have a fire drill. A grownup can press the smoke alarm button, and everyone will exit out their nearest fire exit door.
5. Go to a designated location outside and wait for your grownup.
6. Using the stopwatch, time from the moment you press the alarm until you are all safely outside. How fast can you exit?